



**VIBRO-LASER™**  
[WWW.VIBRO-LASER.COM](http://WWW.VIBRO-LASER.COM)

# VIBRO-LASER VLSAT

GET ALIGNED™



# VIBRO-LASER VLSAT

GET ALIGNED™

We are pleased to present the newest innovation in wireless portable laser shaft alignment technology, the **VLSAT**.

**VLSAT** is available for **Microsoft Windows®**, **Android® tablets** and **iOS® for iPad®**.

The ONLY 3 Operating System Laser Shaft Alignment System in the world, **VLSAT** is available on Microsoft Windows®, Android® and iOS® for iPad®. You have a choice with **VIBRO-LASER**. Select your display tablet option from those we offer, or bring your own device that meets or exceeds our minimum requirements. **VLSAT** is ergonomically designed for the most rugged environments. This product offers an absolutely innovative, step-by-step, responsive interface with 3D-animations and wide touch screen which simplifies the alignment process and reduces the time it takes to complete each alignment.

The unbeatable functionality, and the undeniable performance capabilities of **VLSAT** systems allow you to complete precise alignments for your rotating assets every time. Rugged, Repeatable, and Relentlessly Reliable your **VIBRO-LASER VLSAT** system will prove to be an invaluable asset in your reliability toolkit.

# SENSOR UNITS

# VIBRO-LASER VLSAT

GET ALIGNED™

The **VLSAT sensor units** use the latest digital, and **Bluetooth®** data processing technology. Eliminating pre-alignment and minimizing setup time is intrinsically engineered into the **VLSAT** through the utilization of our exclusive **30mm CCD-detectors**. This provides you with exact and stable measurement results and enables the system to be more interference-immune from the external factors (stray light, vibration, thermal growth etc.). Thanks to the compact and durable aluminum case of the sensor units, you can work in the most confined and harsh environments..



Degree of protection  
**IP65**



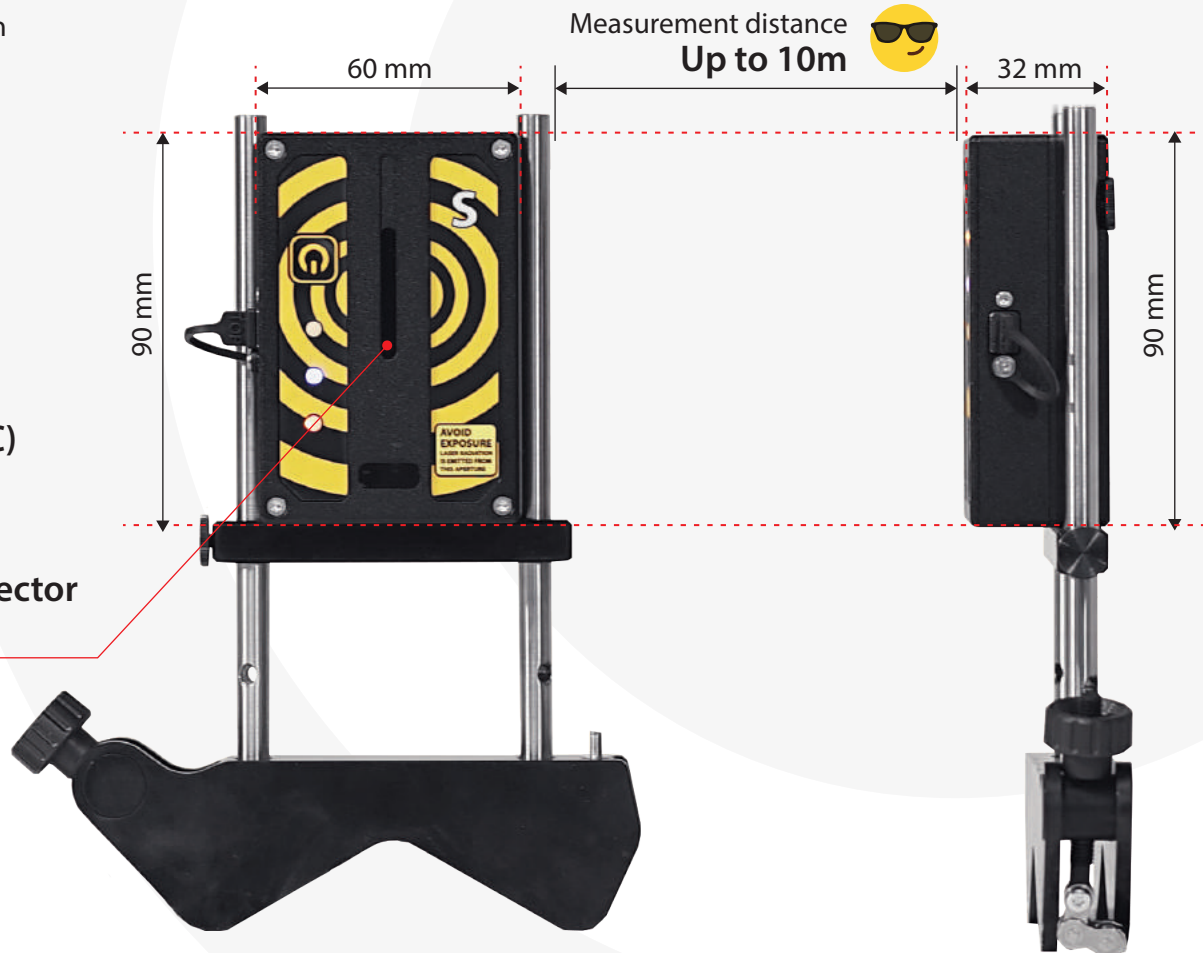
Operating time  
**20 Hours**



Operating temperature:  
**14° F to 140° F**  
**(-10° C to +60° C)**



Detector type  
**Digital CCD detector**  
**30mm**



# VIBRO-LASER VLSAT



GET ALIGNED™

## STEP BY STEP - ALIGNMENT

This product offers an absolutely innovative, step-by-step, responsive interface with 3D-animations and wide touch screen which simplifies the alignment process, and reduces the alignment times.

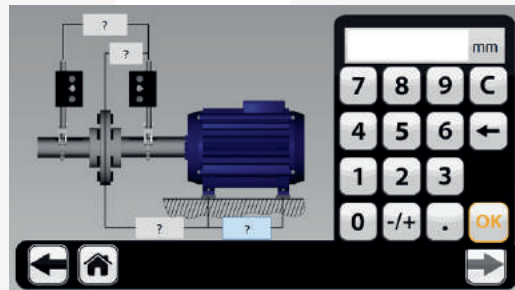
### Step 3

Make the measurements in any three points  
(MINIMUM 40 DEGREE SWEEP)



### Step 4

Measurement results are displayed with the color indication:  
**Red** - value out of tolerance

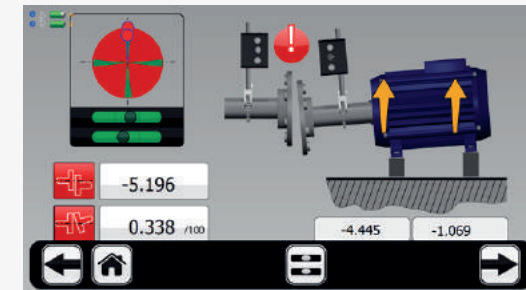


### Step 2

Insert the dimensions



Following the Alignment Pursuit Process Indicator, step by step

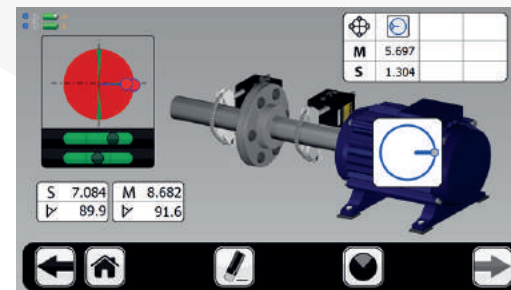
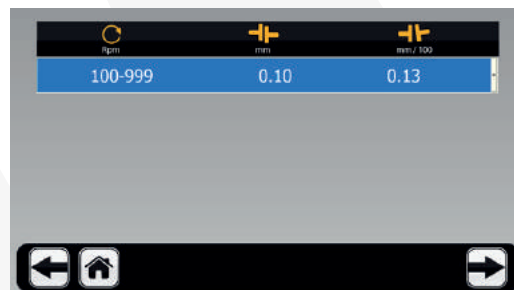


### Step 5

Our live movements & virtual levels guide you to a precision alignment

### Step 1

Insert the tolerance  
(CUSTOM TOLERANCES AVAILABLE)



### VERIFY & REPORT

Carry out the verification measurements & generate your PDF report

## FEATURES

The only 3 operating system shaft alignment product on the market **VLSAT**, from **VIBRO-LASER** offers robust, repeatable, and relentlessly reliable features that give customers the choice in operating system combined with the most effective and accurate shaft alignment for the price.



### HORIZONTAL SHAFT ALIGNMENT

This type of measurement requires rotating the shaft with the M and S units in any three points (3-6-9-12 o'clock).



### THERMAL EXPANSION CORRECTION

Easily and accurately compensate for thermal growth using the **VLSAT** thermal growth correction module.



### VERTICAL ALIGNMENT

Vertical shaft alignment is carried out by moving the machine flange/coupling until the axes are coaxial enough to stay in the assigned limits.



### ENVIRONMENTAL CORRECTION

Unique technology that reduces the effects of high vibration and competing light sources on precision alignment.



### SOFT FOOT

Before any alignment soft foot should be addressed.



### SENSOR UNIT READINGS

The display shows data received directly from the sensor units (position of the laser beam on the sensor and inclinometer).



### CUT ANGLE

If 180 degree rotation of the shaft is impossible. The minimal rotation required is 40 degrees. The more rotation, the better and more precise the alignment.



### SAVING DATA AND REPORT CREATION

Start a new alignment, redo a previously completed alignment, or save at any step in the alignment process and go back to finish anytime. Print reports to PDF, email them, or upload them to your CMMS.

# ACCESSORIES

## TABLET 8 INCH AND 10 INCH

OS	Windows, Android, or iOS - Bring Your Own Device Available
Sealing	IP 65 or IP67 / Depending on Tablet/OS
Weight	250g – 1.03kg / Depending on Tablet/OS
Dimensions	Depends on Model
Display	Color TFT/LCD with back light
Display size	8" to 10" diagonal widescreen
Display resolution	1280-800 up to 2048×1536 / Depending on Model/OS
Operating Temp	-14° F to +140° F (-20° C to +60° C) / Depending on Model
Battery Life	8-15 hours depending on Model/OS
Storage Drive	SSD 32GB+
Camera	Front & Rear Facing Cameras

# VIBRO-LASER VLSAT

GET ALIGNED™



TABLET 10 INCH



TABLET 8 INCH

# ACCESSORIES

# VIBRO-LASER VLSAT

GET ALIGNED™



Chain with lock - Chrome plated steel, 500 mm / 19.7 inch



Rods - Stainless steel, 60 mm / 6.3 inch



Magnetic bracket



Magnetic base



V-bracket complete



Shims



Carrying bag



Carrying case with insert

# COMPLETE SET

# VIBRO-LASER VLSAT

GET ALIGNED™



- 1. Display unit (1pcs IF INCLUDED);
- 2. Sensor unit S (1pcs);
- 3. Sensor unit M (1pcs);
- 4. Complete v-bracket (2pcs);
- 5. Carrying bag (1pcs);
- 6. Chain with lock (2pcs);
- 7. Display unit adapter (1pcs);
- 8. Sensor units adapter (1pcs);
- 9. Turn key (1pcs);
- 10. USB cable (2pcs);
- 11. Tape measure (1pcs);





**VIBRO-LASER™**

**WWW.VIBRO-LASER.COM**

**VIBRO-LASER USA**

**2 GLENS FALLS TECH PARK C  
GLENS FALLS, NY, 12801 USA  
E-MAIL: [INFO@VIBRO-LASER.COM](mailto:INFO@VIBRO-LASER.COM)  
PHONE: +1-518-874-2700**