

Autonics TZ/TZN SERIES Communication control

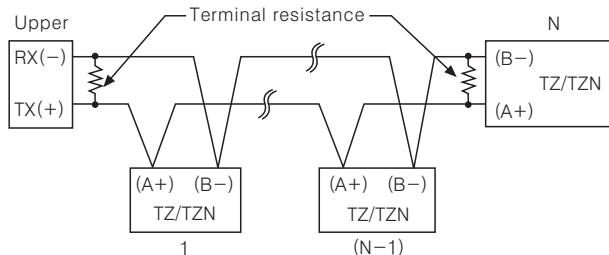
Interface

Application standard	EIA RS485
Max number of connection	32units, It is available to set address 01~99.
Communication method	Two wire half duplex
Synchronous method	Asynchronous system
Communication distance	Within 1.2km
Communication speed	2400, 4800, 9600(Available to set)
Start bit	1bit(Fixed)
Stop bit	1bit(Fixed)
Parity bit	None
Data bit	8bit(Fixed)
Protocol	BCC

Caution for using

- It is not possible to modify parameter(Baud rate, Address etc.) related to communication of TZ/TZN series on line with upper systems such as PC, PLC etc. (Error will be occurred)
- Firstly make communication parameter of TZ/TZN series and upper system at one.
- It is not allowed to set overlapping communication address at the same communication line. (Error will be occurred)
- Please use twist pair wire for RS485 communication.
- After connecting communication cable between TZ/TZN series and upper systems, the vertical resistance(100 to 200Ω) must be installed at between both communication lines.

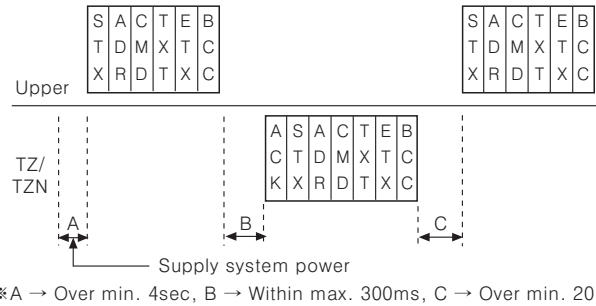
System ordering



※Twisted Pair cable must be used for communication cable.

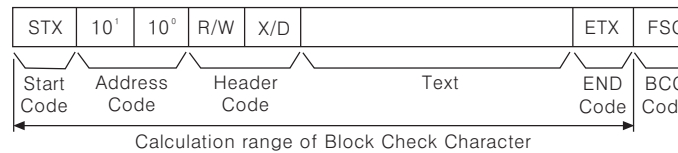
Communication control ordering

- The communication control ordering of TZ/TZN series is exclusive protocol
- After 4sec. being supplied the power into upper system, then able to start communicating.
- Initial communication will be started by upper system.
When Command signal comes out from upper system then TZ/TZN series will respond.



Communication Command and Block

Format of Command and Response



- Start code : It indicates the first of BLOCK
STX → [02H], in case of response, ACK will be added.
- Address code : This code is upper system can discern TZ/TZN series and able to set within range of 01 to 99. (BCD ASCII)
- Header code : It indicates command as 2 alphabets as below.
RX(Read request) → R[52H], X[58H]
RD(Read response) → R[52H], D[44H]
WX(Write request) → W[57H], X[58H]
(Reservation at upper vision of TZ/TZN)
WD(Write response) → W[57H], D[44H]
(Reservation at upper vision of TZ/TZN)
- Text : It indicates the detail contents of Command/Response.
(See command)
- END code : It indicates the end of BLOCK. ETX → [03H]
- BCC : It indicates XOR operating value from the first to ETX of the protocol as abbreviation of TZ/TZN.

Communication Command

Read[RX] of measurement/setting value : Address 01, Command RX

1. Command(Upper)

①Command

STX	0	1	R	X	P	0	ETX	FSC
Start	Address		Command head			P : Processing value, S : Setting value	End	BCC

②Application : Address(01), Header code(RX), Current value(P)

STX	0	1	R	X	P	0	ETX	FSC
02H	30H	31H	52H	58H	50H	30H	03H	BCC

Write[WX] of Processing value : Address 01, Command WX

1. Command(Upper)

①Command

STX	0	1	W	X	S	0	Symbol	10 ³	10 ²	10 ¹	10 ⁰	ETX	FSC
Start	Address		Command head		S:Setting value	Space/-	10 ³	10 ²	10 ¹	10 ⁰	End	BCC	

②Application : Address(01), Head Code(WX) setting value(S) +123

STX	0	1	W	X	S	0	Symbol	10 ³	10 ²	10 ¹	10 ⁰	ETX	FSC
02H	30H	31H	57H	58H	53H	30H	20H	30H	31H	32H	33H	03H	BCC

Response

Read of processing/Setting value

1. In case of receiving normal processing value :

The data is transmitted adding ACK[06H].

(In case processing value is +123.4)

ACK	STX	0	1	R	D	P	0	Symbol	10 ³	10 ²	10 ¹	10 ⁰	Decimal point	ETX	FSC
-----	-----	---	---	---	---	---	---	--------	-----------------	-----------------	-----------------	-----------------	---------------	-----	-----

ACK	STX	0	1	R	D	P	0	Space	1	2	3	4	1	ETX	BCC
-----	-----	---	---	---	---	---	---	-------	---	---	---	---	---	-----	-----

06H	02H	30H	31H	52H	44H	50H	30H	20H	31H	32H	33H	34H	31H	03H	BCC
-----	-----	-----	-----	-----	-----	-----	-----	-----	-----	-----	-----	-----	-----	-----	-----

(In case processing value is -100)

ACK	STX	0	1	R	D	P	0	-	0	1	0	0	0	ETX	BCC
-----	-----	---	---	---	---	---	---	---	---	---	---	---	---	-----	-----

06H	02H	30H	31H	52H	44H	50H	30H	2DH	30H	31H	30H	30H	30H	03H	BCC
-----	-----	-----	-----	-----	-----	-----	-----	-----	-----	-----	-----	-----	-----	-----	-----

2. In case of receiving normal setting value :

The data is transmitted adding ACK[06H].

(In case setting value is -100)

ACK	STX	0	1	R	D	S	0	Symbol	10 ³	10 ²	10 ¹	10 ⁰	Decimal point	ETX	FSC
-----	-----	---	---	---	---	---	---	--------	-----------------	-----------------	-----------------	-----------------	---------------	-----	-----

ACK	STX	0	1	R	D	S	0	-	0	1	0	0	0	ETX	BCC
-----	-----	---	---	---	---	---	---	---	---	---	---	---	---	-----	-----

06H	02H	30H	31H	52H	44H	53H	30H	2DH	30H	31H	30H	30H	30H	03H	BCC
-----	-----	-----	-----	-----	-----	-----	-----	-----	-----	-----	-----	-----	-----	-----	-----

Write of setting value

(In case setting value is -100)

ACK	STX	0	1	W	D	S	0	Symbol	10 ³	10 ²	10 ¹	10 ⁰	Decimal point	ETX	FSC
-----	-----	---	---	---	---	---	---	--------	-----------------	-----------------	-----------------	-----------------	---------------	-----	-----

ACK	STX	0	1	W	D	S	0	-	0	1	0	0	0	ETX	BCC
-----	-----	---	---	---	---	---	---	---	---	---	---	---	---	-----	-----

06H	02H	30H	31H	57H	44H	53H	30H	2DH	30H	31H	30H	30H	30H	03H	BCC
-----	-----	-----	-----	-----	-----	-----	-----	-----	-----	-----	-----	-----	-----	-----	-----

Others : In case of no response of ACK

- When the address is not the same after receiving STX.
- When receiving buffer overflow is occurred.
- When the baud rate or others communication setting value are not the same.

When there are no ACK response

- Check the status of lines
- Check the communication condition(Setting value)
- When assuming the problem is due to noise, try to operate communication 3 times more until recovery
- When occurred communication failure frequently, please adjust the communicating speed.

Major products

- Proximity sensors
- Area sensors
- Door/Door side sensors
- Pressure sensors
- Rotary encoders
- Sensor controllers
- Switching power supply
- Temperature controllers
- Temperature/Humidity transducers
- Power controllers
- Recorders
- Tachometer/Pulse(Rate) meters
- Panel meters
- Indicators
- Signal converters
- Counters
- Timers
- Display units
- Graphic/Logic panel
- Stepping Motors & Drivers & Motion controllers
- Photoelectric sensors
- Fiber optic sensors

Autonics Corporation
<http://www.autonics.com>

Satisfiable Partner For Factory Automation

HEAD QUARTERS :
41-5, Yongdang-dong, Yangsan-si, Gyeongnam, 626-847, Korea

OVERSEAS SALES :
Bldg. 402 3rd Fl., Buecheon Techno Park, 193, Yakdae-dong, Wonmi-gu, Buecheon-si, Gyeonggi-do, 420-734, Korea
TEL: 82-32-610-2730 / FAX: 82-32-329-0728

E-mail : sales@autonics.com

The proposal of a product improvement and development : product@autonics.com

EP-KE-04-0051A