

Pyxis®

SP-910 Portable Water Analyzer Quick-Start Guide



Scan QR Code for
User Manual



Scan QR Code for
Procedure Manual



User Navigation



Navigate Upward / Change Value

Power / Select / Exit

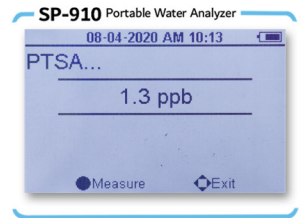

Navigate Right

Navigate Left

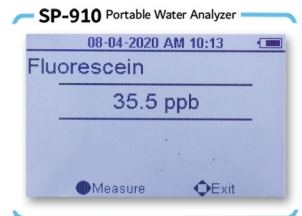

Navigate Downward / Change Value

On-Screen Navigation

Selecting
PTSA
Tests...

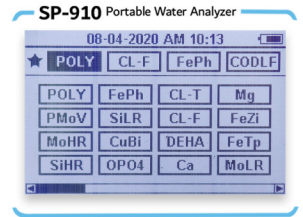


Selecting
Fluorescein
Tests...

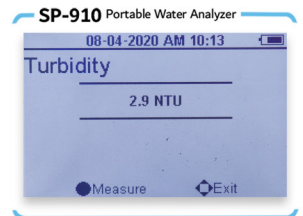
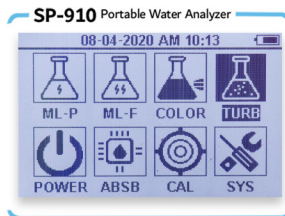


On-Screen Navigation

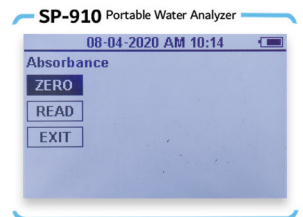

Selecting
Colorimetric
Tests...



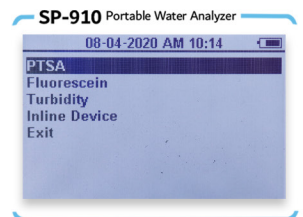

Selecting
Turbidity
Tests...



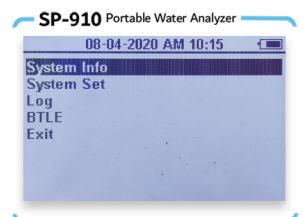
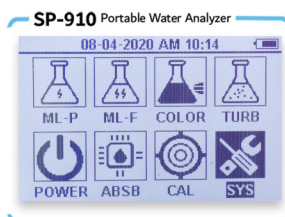
Selecting
Absorbance
Tests...



Selecting
Calibration...



Selecting
Settings...



Package Also Includes



• 10mL Sample Vial (2)



• USB Bluetooth Converter



• Four AA Batteries

Connecting to uPyxis®

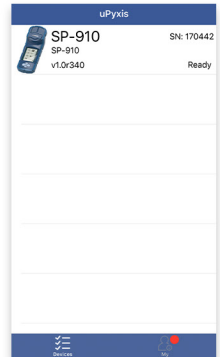
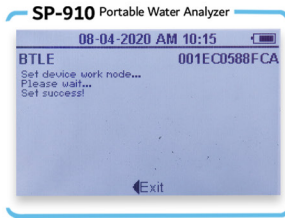
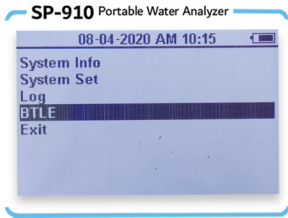


Download on the
App Store



GET IT ON
Google Play

Enter the 'System Settings' menu. Then select 'BTLE'.
When a success message appears, you are ready to use uPyxis®.



Need Powder Pillow Reagents?

