











Rice Lake's Family of Digital Weight Indicators

A Comparative Matrix from Basic to Intelligent

										
	120	120 Plus	480	IQ Plus® 390-DC	IQ Plus® 590-DC	420 Plus	880	720i™	820i®	920i®
Display Height	.8"	.8"	.8"	1"	1"	.8"	.56"	.75"	.5" or .75"	.25" to 1.25"
Display Type	LED	LCD	LED	LCD	LCD	LED	LED	LCD	LCD	LCD
Serial Output	X	X	X	X	X	X	X	X	X	X
Custom Printing	X	X	X	X	X	X	X	X	X	X
Custom Serial Streaming							X	X	X	X
Serial Scale Input			X				X	X	X	X
USB							X			X
Time and Date	X	X	X			X	X	X	X	X
Battery		X		X	X					
DC/DC Converter						X	X	X	X	X
Counting Mode				X	X	X				
Accumulated Weight			X			X	X	X	X	X
Numeric Keyboard		X			X	X		X	X	X
Analog Output			X			X	X	X	X	X
Analog Input									X	X
Onboard I/O		3 IN 2 OUT	2 IN 4 OUT			2 IN/OUT	4 IN/OUT	8 IN/OUT	8 IN/OUT	6 IN/OUT
Internal Setpoints		2	8			2	20	PCE	100	100
Batching Steps			X				X		X	X
Softkeys								X	X	X
8 + Loadcells			X			X	X	X	X	X
High Speed A/D							X	X	X	X
Truck Storage								X	X	X
Peak Hold								X	X	X
Rate of Change								X	X	X
BCD										
Ethernet TCP / IP							X	X	X	X
Display Prompts							X	X	X	X
Definable Database Memory								X	Array	X
Program Memory								X	X	X
Multiple Channel									X	X
Custom Display										X

RICE LAKE
WEIGHING SYSTEMS

230 W. Coleman St. • Rice Lake, WI 54868 • USA
TEL: 715-234-9171 • FAX: 715-234-6967 • www.ricelake.com

An ISO 9001 registered company © 2014 Rice Lake Weighing Systems PN 162235 4/14
Specifications subject to change without notice.