

## DMT143L Dewpoint Transmitter for OEM Applications (DMT242 replacement)



*Due to its wide measurement range and high long-term stability, the DMT143L is an ideal choice for low dew point industrial applications such as compressed air dryers, plastic dryers and other OEM applications.*

### Features/Benefits

- Ideal choice for industrial dryer applications
- Incorporates advanced Vaisala DRYCAP® Sensor and enhanced auto-calibration software
- Long-term stability in low dew points
- Fast response time
- Two sensor options cover dew point measurement range from -60 ... +60 °C (-76 ... +140 °F) with an accuracy of ±2 °C (±3.6 °F)
- Withstands condensation
- Traceable calibration (certificate included)
- Compatible with Vaisala DRYCAP® Hand-Held Dewpoint Meter DM70

### Vaisala DRYCAP®

The Vaisala DRYCAP® Dewpoint Transmitter DMT143L provides reliable and stable measurements for industrial dryer applications. It is designed for extreme conditions.

DMT143L incorporates the Vaisala DRYCAP® thin film polymer sensor and auto-calibration software. The standard sensor choice for dry gases and desiccant dryers is DRYCAP® 180M and for more humid applications such as refrigeration dryers, a DRYCAP® 180S sensor.

Both the sensors are immune to particulate contamination, water

condensation, oil vapor and most chemicals. Because the sensor withstands condensation, its performance is suitable for low dew point applications that experience process water spikes, such as pipeline condensation during a system failure or start-up.

The auto-calibration software works on-line while the process is running. If the measurement accuracy is not confirmed, corrections are made automatically. The DMT143L adjusts the measurement, corrects dry-end drifts and continues to function. Calibration occurs quickly, and with corrections so minor, it will go unnoticed.

### Compact, Rugged and Intelligent

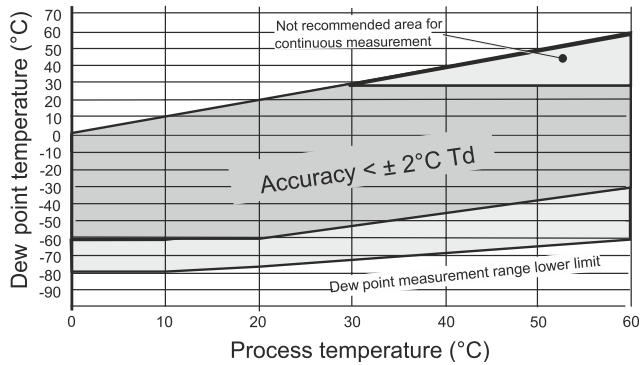
Due to its compact size, DMT143L is quickly and easily installed in tight spaces.

Users can perform a field-check by using the Vaisala DRYCAP® Hand-Held Dewpoint Meter DM70. The transmitter can be sent to Vaisala Service for traceable calibration. The recommended calibration interval is every two years.

# Technical Data

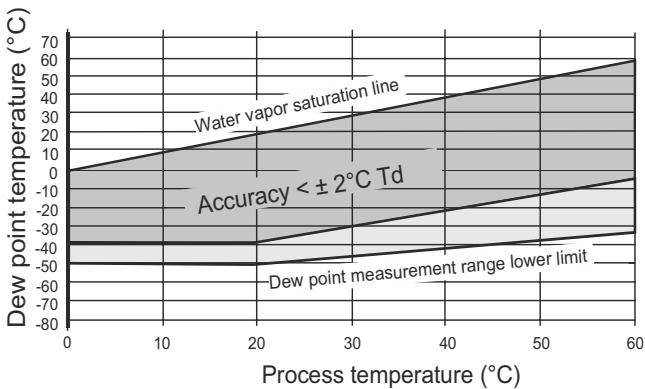
## Dew Point Temperature

Measurement range (typical) -60 ... +60 °C (-76 ... +140 °F)  
 Different analog output scalings available  
 (when the dew point is below 0 °C (32 °F),  
 the transmitter outputs frost point)  
 Accuracy with DRYCAP® 180M  $\pm 2$  °C ( $\pm 3.6$  °F)  
 (see graph below)



### DEW POINT ACCURACY VS. MEASUREMENT CONDITIONS

Response time 63 % [90 %] at +20 °C gas temperature  
 Flow rate >1 l/min and 1 bar pressure  
 -60 → -20 °C Td (-76 → -4 °F Td) 5 s [10 s]  
 -20 → -60 °C Td (-4 → -76 °F Td) 45 s [10 min]  
 Accuracy with DRYCAP® 180S  $\pm 2$  °C ( $\pm 3.6$  °F)  
 (see graph below)



## Operating Environment

Temperature	0 ... +60 °C (32 ... +140 °F)
higher temperature peaks	Short-term OK
Relative humidity	0 ... 100 %RH
Pressure	0 ... 20 bara (0 ... 290 psia)
Sample flow rate	no effect

## Output

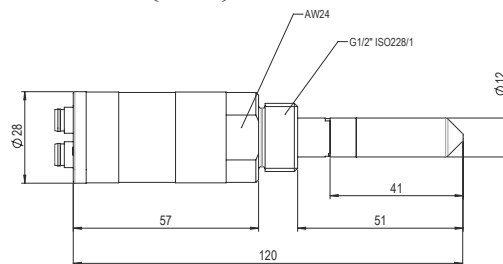
Analog output	4 ... 20 mA
Resolution for analog output	$\pm 0.002$ mA
Typical temperature dependence	0.0008 mA/ °C
Serial line for service use	RS485

## General

Sensor	DRYCAP® 180M
Optimal sensor for refrigeration dryers	DRYCAP® 180S
Operating voltage	18 - 28 VDC
Power consumption at 24 VDC	max. 220 mA
External load for analog output	max. 500 $\Omega$
Probe material (wetted parts)	stainless steel (AISI 316L)
Sensor protection	stainless steel sintered filter (HM47280)
Mechanical connection	G1/2" ISO228-1 thread with bonded seal ring (U-seal)
Electronics housing material	stainless steel
Housing classification	IP66
Storage temperature range	-40 ... +60 °C, (-40 ... +140 °F)
Complies with the EMC standard EN61326-1, Electrical equipment for measurement, control and laboratory use - EMC requirements; Industrial environment.	

## Dimensions

Dimensions in mm (inches)



**VAISALA**

Please contact us at  
[www.vaisala.com/requestinfo](http://www.vaisala.com/requestinfo)

[www.vaisala.com](http://www.vaisala.com)



Scan the code for more information

Ref. B211602EN-B ©Vaisala 2017

This material is subject to copyright protection, with all copyrights retained by Vaisala and its individual partners. All rights reserved. Any logos and/or product names are trademarks of Vaisala or its individual partners. The reproduction, transfer, distribution or storage of information contained in this brochure in any form without the prior written consent of Vaisala is strictly prohibited. All specifications — technical included — are subject to change without notice.

