

# Portable process calibrator Model CPH7000

WIKA data sheet CT 15.51

## Applications

- Calibration service companies and service industry
- Measurement and control laboratories
- Quality assurance
- On-site calibration

## Special features

- Manual pressure generation of -0.85 ... +25 bar (12.3 ... +360 psi)
- Accuracy: 0.025 % FS (incl. calibration certificate)
- Generation/measurement of 0 ... 30 mA and voltage supply DC 24 V
- Data logger with high measuring rate and large memory
- A calibration assistant guides you through the calibration



Portable process calibrator model CPH7000 with optional hand pump

## Description

### General information

The model CPH7000 process calibrator is a precise, portable calibrator for the calibration and checking of analogue pressure measuring instruments, pressure transmitters and process transmitters. Furthermore, pressure switches can be checked and the switching point determined. With the CPH7000, not only can transmitters be checked, but also simulated and tested.

### Design

The CPH7000 optionally features an integrated reference pressure sensor and also a manual pressure generation, with which pressures of -0.85 ... +25 bar (12.3 ... +360 psi) can be generated. It is possible to simultaneously power an external transmitter via the electrical module and to measure (or also simulate) its output signal.

### Functions

The calibrator offers the possibility to set calibration routines quickly and easily, but also to run preconfigured calibration routines and automatically save the measured values. Over the WIKA-Wireless interface, the completed calibration processes can be transmitted to a PC. This data can subsequently be evaluated and archived using WIKA-Cal software. Thus a completely paperless transmitter calibration is possible with just the CPH7000.

### Accuracy

The CPH7000 is compensated over a wide temperature range of 10 ... 50 °C (50 ... 122 °F) and achieves an accuracy of 0.025 % of span. In order to avoid intricate calculations, the measured values can also be displayed directly in customer-specific units.

## Features

For pressures greater than 25 bar (362.6 psi), there are the model CPT7000 external pressure sensors.

Thus pressure measurement and calibration is possible in further pressure measuring ranges and accuracies.

An optional atmospheric module records and documents the environmental parameters important for a calibration, such as atmospheric pressure, air humidity and ambient temperature.

## Complete service case

The process calibrator, developed specifically for maintenance and service operations, is delivered in a portable case system and, depending on requirements, can be equipped with, for example, model CPT7000 external pressure sensors, a Pt100 temperature sensor or a portable system with storage bag.

## Software

The calibration software for the CPH7000 is WIKA-Cal. WIKA-Cal, alongside PC-supported calibration and the logger function, also offers the management of the calibration and instrument data in an SQL database. The data transfer is achieved completely wirelessly via WIKA-Wireless.

## Certified accuracy

For the model CPH7000 process calibrator, the accuracy is certified in a factory calibration certificate accompanying the instrument. On request, we can provide a DKD/DakKS calibration certificate.

## Specifications

Digital process calibrator model CPH7000	
<b>Display</b>	
Display	Touchscreen colour display
Display resolution	up to 5 digits; selectable
Pressure units	mbar, bar, psi, Pa, kPa, hPa, MPa, mmHg, cmHg, inHg, mmH <sub>2</sub> O, mH <sub>2</sub> O, inH <sub>2</sub> O (4 °C), inH <sub>2</sub> O (20 °C), inH <sub>2</sub> O (60 °F), inHg (0 °C), inHg (60 °F), kg/cm <sup>2</sup> , kp/cm <sup>2</sup> , lbf/ft <sup>2</sup> , kN/m <sup>2</sup> , atm, Torr, micron, g/l (20 °C), kg/m <sup>3</sup> (20 °C) as well as two user-defined units
<b>Settings</b>	
Applications (Apps)	Measure, calibrate, logger, switch test
Measuring rate	50 values/s
Menu languages	English, German, Spanish, French, Italian, Russian, Arabic, Chinese (settable)
<b>Connections</b>	
External pressure sensor <sup>1)</sup>	max. 2, compatible with model CPT7000 reference pressure sensors
External ambient module <sup>1)</sup>	max. 1 ambient module <sup>2)</sup>
External temperature probe <sup>1)</sup>	max. 1 temperature probe <sup>2)</sup>
<b>Manual pressure generation <sup>1)</sup></b>	-0.85 ... +25 bar (-12.3 ... +360 psi)
<b>Voltage supply</b>	
Power supply	internal Lithium-Ion rechargeable battery (typical charging time: < 5 h)
Battery life	typical 8 hours <sup>3)</sup>
<b>Permissible ambient conditions</b>	
Operating temperature	-20 ... +50 °C (-4 ... +122 °F)
Storage temperature	-20 ... +60 °C (-4 ... +140 °F)
Relative humidity	0 ... 85 % r. h. (non-condensing)
Shock and vibration	15 g per EN 60068-2-6
<b>Reference conditions per IEC 61298-1</b>	
Atmospheric pressure	860 hPa < P < 1,060 hPa (12.5 psi < P < 15.4 psi)
Ambient temperature	18 °C < T < 28 °C, typ. 23 °C
Relative humidity	35 % r. h. < T < 95 % r. h., typ. 55 % r. h.
Position	Hand-held lying face-up

1) Available as an option

2) Temperature probe and ambient module use the same connection. Cannot be used at the same time.

3) Continuous operation (without backlighting, WIKA-Wireless deactivated and the electrical module gives no voltage/current).

## Digital process calibrator model CPH7000

### Communication

Interface	WIKA-Wireless <sup>4)</sup>
-----------	-----------------------------

### Case

Material	PC + ABS blend
Ingress protection	IP54 category 2
Dimensions	see technical drawing
Weight	approx. 1.9 kg (4.19 lbs.) without internal pump and reference sensor approx. 2.5 kg (5.51 lbs.) incl. internal pump and reference sensor

4) Requires a PC with Bluetooth® 2.1 interface

## Internal sensor technology

### Pressure<sup>5)</sup>

Gauge pressure	bar	-1 ... +1	-1 ... 5	-1 ... 10	-1 ... 20	-1 ... 25	
	psi	-14.5 ... +14.5	-14.5 ... +70	-14.5 ... +145	-14.5 ... +300	-14.5 ... +360	
Absolute pressure	bar abs.	0 ... 1	0 ... 1.6	0 ... 6	0 ... 10	0 ... 20	0 ... 25
	psi abs.	0 ... 14.5	0 ... 23	0 ... 87	0 ... 145	0 ... 290	0 ... 360
Overpressure safety	3 times						
Accuracy of the measuring chain <sup>6)</sup>	0.025 % of span <sup>7)</sup>						
Resolution	5 digits						
Pressure connection	G 1/8 female thread (only with selected pneumatic unit)						

### Electrical safety:

Resistance to overvoltage	Yes
Short-circuit resistant	Yes
Reverse polarity protection	Yes
Voltage-resistant	Up to 60 V

### Input impedance

Current measurement	20 Ω
Voltage measurement	1 MΩ

### Current

Measuring range	0 ... 30 mA
Supply	0 ... 30 mA
Resolution	1 μA
Accuracy	Measure: 0.01 % ±1 μA Supply: 0,01 % ±2 μA <sup>8)</sup>

### Voltage

Measuring range	DC 0 ... 30 V
Supply	DC 24 V
Resolution	1 mV
Accuracy	0.01 % or reading ±1 mV

### Barometric reference<sup>1) 9)</sup>

Measuring range	850 ... 1,100 mbar (12.3 ... 16 psi)
Accuracy	±1 mbar

1) Available as an option

5) The internal reference sensor is only available in combination with a pneumatic unit.

6) It is defined by the total measurement uncertainty, which is expressed with the coverage factor ( $k = 2$ ) and includes the following factors: the intrinsic performance of the instrument, the measurement uncertainty of the reference instrument, long-term stability, influence of ambient conditions, drift and temperature effects over the compensated range during a periodic zero point adjustment.

7) Calibrated at 23 °C (74 °F) and in vertical mounting position.

8) In the event of interference caused by high-frequency electromagnetic fields in a frequency range of 200 ... 300 MHz, an increased deviation of up to 0.1 % is expected for the current output function.

9) The barometric reference can be used to switch pressure types, absolute <=> gauge. With gauge pressure sensors, the measuring range of the sensors must begin with -1 bar (-15 psi) in order to carry out a complete absolute pressure emulation.

Power supply unit	
Input voltage	AC 100 ... 240 V, 50 ... 60 Hz
Output voltage	DC 12 V
Nominal Output current	2,500 mA
Permissible ambient conditions	
Operating temperature	0 ... 40 °C (32 ... +104 °F); up to 90 % r. h. (non-condensing)
Storage temperature	-40 ... +70 °C (-40 ... +158 °F)
Relative humidity	20 ... 80 % r. h. (non-condensing)

Temperature probe Pt100 <sup>1)</sup>	
Measuring range	-50 ... +250 °C (-58 ... +482 °F)
Accuracy	1/10 DIN, classe B $\pm 0.1$ °C
Probe length	200 mm (7.87 in)
Probe diameter	3 mm (0.12 in)
Cable length	1 m (3.28 ft)
Connection to CPH7000	max. 1 temperature probe <sup>2)</sup>
User-defined RTD probe	Input of the coefficients of R0, A, B and C

Ambient module <sup>1)</sup>	
Measuring range	
Relative humidity	0 ... 100 % r. h.
Temperature	-40 ... +125 °C (-40 ... +257 °F)
Accuracy	
Relative humidity	$\pm 1.8$ % r. h.
Temperature	$\pm 0.2$ °C (0.36 °F)
Connection to CPH7000	max. 1 ambient module <sup>2)</sup>

WIKA-Wireless <sup>4)</sup>	
Frequency range	2,400 ... 2,500 MHz
HF output power	max. 2 dBm (+ 2 dBi)
Number of channels	79
Channel spacing	1/2 MHz
Bandwidth	80 MHz
Output power	4 dBm / 10 mW

1) Available as an option

2) Temperature probe and ambient module use the same connection.  
Cannot be used at the same time.

4) Requires a PC with Bluetooth<sup>®</sup> 2.1 interface

## Reference pressure sensor model CPT7000

### Pressure range

Gauge pressure	bar	-0.25 ... +0.25	-0.4 ... +0.4	-0.6 ... +0.6	-1 ... 0	-1 ... +0.6
		-1 ... +1	-1 ... +1.5	-1 ... +2.5	-1 ... +3	-1 ... +5
		-1 ... +9	-1 ... +10	-1 ... +15	-1 ... +24	-1 ... +25
		-1 ... +39	-1 ... +40			
		0 ... 0.25 <sup>10)</sup>	0 ... 0.4 <sup>11)</sup>	0 ... 0.6	0 ... 1	0 ... 1.6
		0 ... 2.5	0 ... 4	0 ... 6	0 ... 10	0 ... 16
		0 ... 25	0 ... 40	0 ... 60	0 ... 100	0 ... 160
		0 ... 250	0 ... 400	0 ... 600	0 ... 700	0 ... 1,000
Gauge pressure	psi	-4 ... +5	-6 ... +6	-8 ... +8	-14.5 ... 0	-14.5 ... +8
		-14.5 ... +14.5	-14.5 ... +23	-14.5 ... +36	-14.5 ... +44	-14.5 ... +70
		-14.5 ... +130	-14.5 ... +145	-14.5 ... +220	-14.5 ... +350	-14.5 ... +360
		-14.5 ... +565	-14.5 ... +580			
		0 ... 4	0 ... 6	0 ... 8	0 ... 14.5	0 ... 23
		0 ... 36	0 ... 60	0 ... 90	0 ... 145	0 ... 230
		0 ... 360	0 ... 580	0 ... 870	0 ... 1,450	0 ... 2,320
		0 ... 3,630	0 ... 5,800	0 ... 8,700	0 ... 10,150	0 ... 14,500
Absolute pressure	bar abs.	0 ... 0.25 <sup>10)</sup>	0 ... 0.4 <sup>11)</sup>	0 ... 0.6	0 ... 1	0 ... 1.6
		0 ... 2.5	0 ... 4	0 ... 6	0 ... 10	0 ... 16
		0 ... 25	0 ... 40			
	psi abs.	0 ... 4	0 ... 6	0 ... 8	0 ... 14.5	0 ... 23
		0 ... 36	0 ... 60	0 ... 90	0 ... 145	0 ... 230
		0 ... 360	0 ... 580			
Overpressure safety	3 times; < 25 bar 2 times; > 25 bar ≤ 600 bar 1.5 times; > 600 bar					

### Process connection

Selectable versions	<ul style="list-style-type: none"> <li>■ G 3/8 B</li> <li>■ G 1/4 B</li> <li>■ G 1/4 female</li> <li>■ G 1/2 B</li> <li>■ G 1/2 male to G 1/4 female</li> <li>■ G 1/2 B flush with O-ring from NBR</li> <li>■ G 1/2 B flush with O-ring from EPDM</li> <li>■ G 1 B flush with O-ring from NBR</li> <li>■ G 1 B flush with O-ring from EPDM</li> </ul>
	<ul style="list-style-type: none"> <li>■ 1/4 NPT</li> <li>■ 1/2 NPT</li> <li>■ 1/2 NPT male to 1/4 NPT female</li> <li>■ 1/2 NPT female</li> </ul>
	<ul style="list-style-type: none"> <li>■ M16 x 1.5 female with sealing cone</li> <li>■ M18 x 1.5 male to G 1/4 female</li> <li>■ M20 x 1.5</li> <li>■ M20 x 1.5 female with sealing cone</li> </ul>
	<ul style="list-style-type: none"> <li>■ 9/16-18 UNF female F 250-C</li> </ul>
	<ul style="list-style-type: none"> <li>■ R 1/2 per ISO7 (DIN 2999)</li> </ul>

### Sensor data

Accuracy <sup>6)</sup>	0.025 % of span <sup>7)</sup>
Resolution	5 digits
Compensated range	10 ... 60 °C (50 ... 140 °F)

6) It is defined by the total measurement uncertainty, which is expressed with the coverage factor ( $k = 2$ ) and includes the following factors: the intrinsic performance of the instrument, the measurement uncertainty of the reference instrument, long-term stability, influence of ambient conditions, drift and temperature effects over the compensated range during a periodic zero point adjustment.

7) Calibrated at 23 °C (74 °F) and in vertical mounting position



10) Expanded accuracy of 0.1 % FS

11) Expanded accuracy of 0.075 % FS

## Reference pressure sensor model CPT7000

Material	
Wetted parts	Stainless steel (with measuring ranges $\leq 25$ bar ( $\leq 360$ psi) Elgiloy® in addition)
Internal transmission fluid	Synthetic oil (only for measuring ranges up to 25 bar (360 psi))
Permissible ambient conditions	
Medium temperature	-20 ... +60 °C (-4 ... +140 °F)
Operating temperature	-20 ... +60 °C (-4 ... +140 °F)
Storage temperature	-20 ... +80 °C (-4 ... +176 °F)
Relative humidity	0 ... 95 % r. h. (non-condensing)
Temperature compensation	10 ... 60 °C (50 ... 140 °F)
Temperature coefficient	Zero point = 0.1 % / 10 K Span = 0.1 % / 10 K
Case	
Material	Stainless steel
Connection to the CPH7000	Option: External operation via 1 m or 3 m (3.28 ft or 9.84 ft) connection cable (plug-and-play)
Ingress protection	IP65 / IP67 when connected
Dimensions	see technical drawing
Weight	approx. 230 g (0.5 lbs.)

## Approvals

Logo	Description	Country
	<b>EU declaration of conformity for CPH7000</b> <ul style="list-style-type: none"> <li>■ EMC directive EN 61326-1:2013 emission (group 1, class B) and interference immunity (portable measuring equipment)</li> <li>■ R&amp;TTE directive EN 300 328 harmonised frequency range 2,400 ... 2,500 MHz is used; Bluetooth® Classic, max. transmission power 10 mW. The instrument may be used without limitations in the EU and also CH, NO and LI.</li> <li>■ Protection of health and safety EN 62479</li> </ul>	European Union
	<b>EU declaration of conformity for CPT7000</b> <ul style="list-style-type: none"> <li>■ EMC directive EN 61326 emission (group 1, class B) and interference immunity (industrial application)</li> <li>■ Pressure equipment directive PS &gt; 200 bar, module A, pressure accessory</li> </ul>	European Union

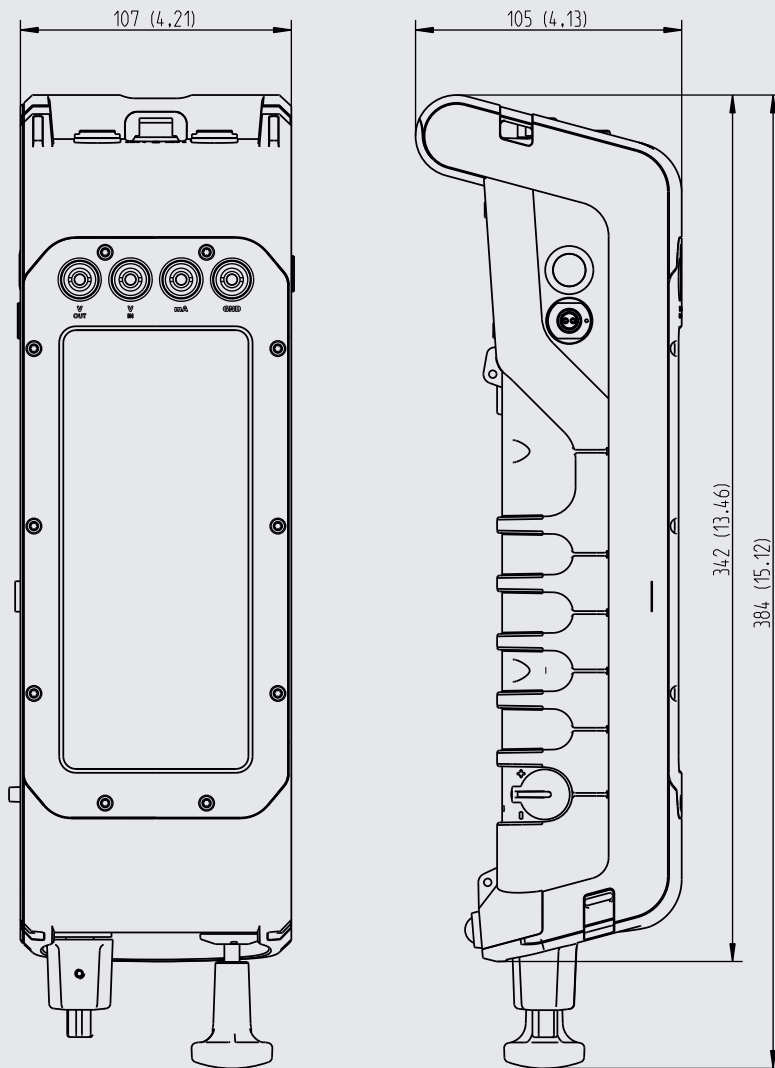
## Certificates

Certificate	
Calibration	Standard: 3.1 calibration certificate per EN 10204 Option: DKD/DaKkS calibration certificate
Recommended recalibration interval	1 year (dependent on conditions of use)

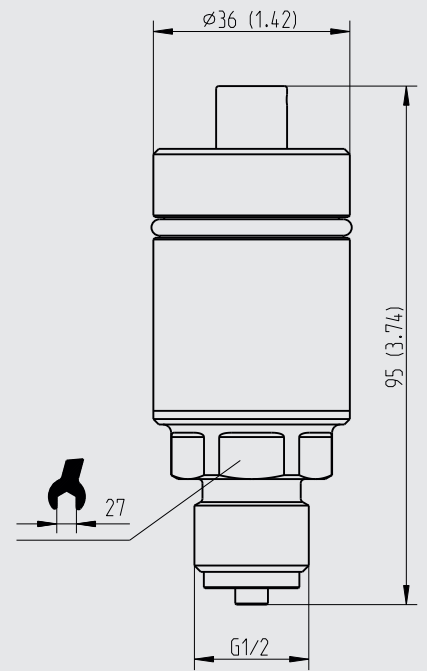
Approvals and certificates, see website

## Dimensions in mm (in)

Digital process calibrator model CPH7000



Reference pressure sensor model CPT7000



Application icons (app)

The home screen is very clearly subdivided into application-oriented apps:

**Measure:**

Display of 3 different measurements

**Logger:**

Simultaneous recording of up to 3 signals

**Info:**

All instrument information available at a glance

**Remote:**

WIKA-Wireless radio transmission settings

**Calibrate:**

Setting of calibrations using calibration assistant

**Switch test:**

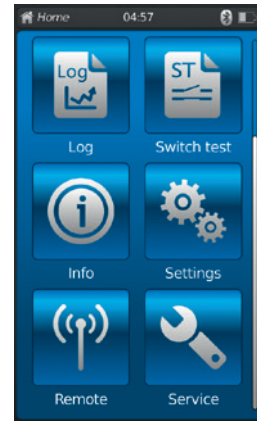
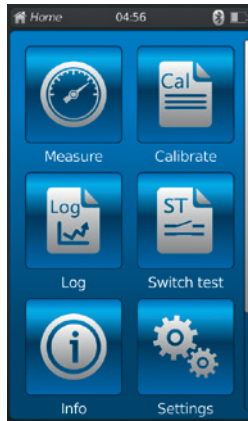
Testing of pressure switches (NC or NO)

**Settings:**

General instrument settings

**Service:**

All service data at a glance



**Special operating modes**

**Operating mode: Measure**

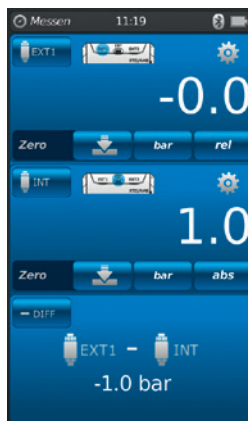
**Features**

- 3 different measurements in one view
- 30 pressure units + 2 programmable units
- Resolution: Up to 4 decimal places
- Graphical display via bargraph
- Optionally settable functions: Min/Max/Tare/Filter/Alarm min/Alarm max/Mean value/Rate/Sensor temperature

**Applications**

- Measurement of operating/process pressures
- Comparative measurements with test items (power supply and display for the test item through the CPH7000)
- Maximum and Minimum memory (e.g. for leak testing)
- Alarm function for safety testing

For further information see the operating instruction.



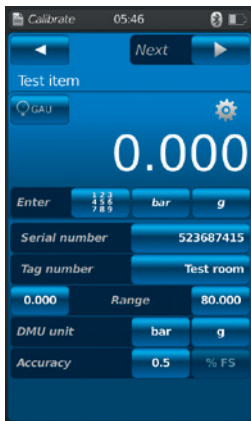
Representation of possible measuring channels



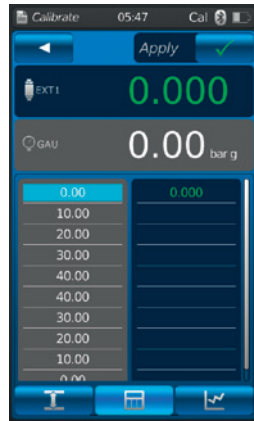
Selection of the type of measurement or calibration



## Operating mode: Calibrate



Menu screen of the application "Calibration"



Representation of calibration results as table



Representation of calibration results as graph

### Features

- Calibration assistant
- Supply with pressure, current and voltage
- Calibration protocol is automatically saved

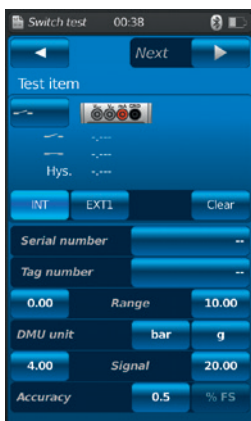
### Applications

- On-site calibration of pressure sensor and pressure measuring instruments (without PC)
- A calibration assistant guides you easily through the calibration (following DKD/DakKS). With this, the data sets, including date and time, are recorded within the CPH7000.
- Prior to calibration, the calibration routines can be set directly on the instrument or uploaded via WIKA-Cal software.
- Up to 100 calibrations can be stored
- Re-calibrations possible

### PC software available


Communication with WIKA-Cal calibration software via WIKA-Wireless

## Operating mode: Switch test

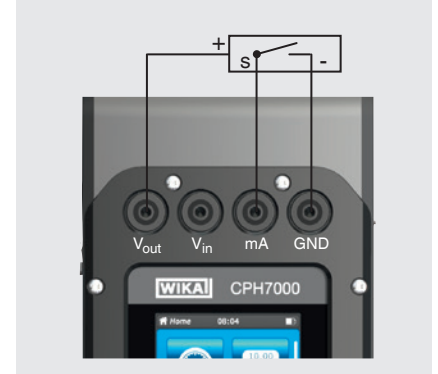


Menu screen of the application "Switch test"

### Switch test with external voltage supply



### Switch test with voltage supply DC 24 V of the CPH7000



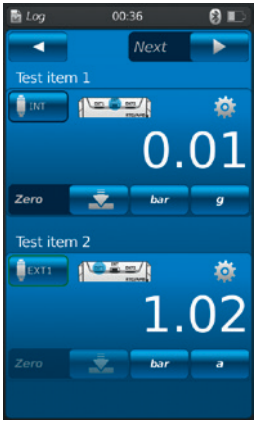
### Features

- Pressure display on the closing and opening of the switch
- Automatic calculation of the hysteresis

### Applications

- On-site functional check of pressure switches (without PC)
- Determination of the switch point accuracy and repeatability
- Determination of the switch point hysteresis

## Operating mode: Logger



Menu screen of the application „Logger“



Representation of logger results as table



Representation of logger results as graph

### Features

- Logging of max. 3 signals/measured value at the same time
- Automatic or manual data acquisition
- Direct display as graph or table
- Logger protocols are automatically saved

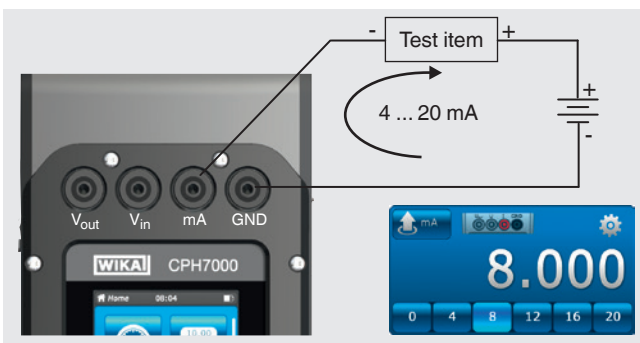
### Applications

- Logging of current, voltage, pressure and temperature
- The logger menu guides one, step by step, through the logger process. The data sets, incl. date and time, are automatically saved in the CPH7000.
- Before logging the data, routines can be set directly on the instrument or uploaded via WIKI-Cal software.
- Re-logging possible

### PC software available

Communication with WIKI-Cal calibration software via WIKI-Wireless

## Operating mode: Simulation of transmitter signals



### Features

Manual or automatic current source function

### Applications

The CPH7000 can be connected in place of a transmitter within a current loop and used as a current source. The transmitter output signals from 0 ... 24 mA can be simulated through manual input or automatically using the ramp and step functions.



## WIKA-Cal calibration software

### Easy and fast creation of a high-quality calibration certificate

The WIKA-Cal calibration software is used for generating calibration certificates or logger protocols for pressure measuring instruments and is available as a demo version for a cost-free download.

A template helps the user and guides him through the creation process of a document.

In order to switch from the demo version to a full version of the respective template, a USB key with the template has to be purchased.

The pre-installed demo version automatically changes to the selected full version when the USB key is inserted and is available as long as the USB key is connected to the computer.



- Creation of calibration certificates for mechanical and electronic pressure measuring instruments
- A calibration assistant guides you through the calibration
- Automatic generation of the calibration steps
- Generation of 3.1 certificates per DIN EN 10204
- Creation of logger protocols
- User-friendly interface
- Languages: German, English, Italian and more due with software updates

For further information see data sheet CT 95.10

Calibration certificates can be created with the Cal-Template and logger protocols can be created with the Log-Template.



#### Cal Demo

Generation of calibration certificates limited to 2 measuring points, with automatic initiation of pressures via a pressure controller.



#### Cal Light

Generation of calibration certificates with no limitations on measuring points, without automatic initiation of pressures via a pressure controller.





#### Log Demo

Creation of data logger test reports, limited to 5 measured values.



#### Log

Creation of data logger test reports without limiting the measured values.



## Scope of delivery

- Process calibrator model CPH7000
- Power supply unit
- Operating instructions
- Service case with 2 connection cables (4 mm plugs)
- 3.1 calibration certificate per DIN EN 10204

## Options

- DKD/DAkkS calibration certificate

## Accessories

### Connection adapters

- Various pressure adapters

### Measuring equipment

- External pressure sensors model CPT7000
- Ambient module
- Barometer
- Pt100 measuring probe
- Carrying system
- Belt pocket for accessories

### Software

- WIKA-Cal calibration software



Process calibrator model CPH7000



Service case with process calibrator and accessories

## Ordering information

CPH7000 / Version / Pressure generation / Unit / Pressure type / Measuring range / Accuracy / Type of certificate / Barometer / Barometer calibration / Atmospheric module / Atmospheric module calibration / Temperature probe / Temperature probe calibration / Electrical module calibration / Communication / Software / Pressure connection set / Carrying system / Transport case / Further approvals / Additional ordering information

CPT7000 / Version / Unit / Pressure type / Measuring range / Process connection / Medium temperature / Wetted parts / Special design for media / Accuracy / Type of certificate / Sensor cable / Further approvals / Additional ordering information

© 12/2016 WIKA Alexander Wiegand SE & Co. KG, all rights reserved.  
The specifications given in this document represent the state of engineering at the time of publishing.  
We reserve the right to make modifications to the specifications and materials.

