

## Points on How to Choose an Insulation Tester

# 1

### Type

Two choices:  
Choose an analog model if visual recognition is of utmost importance, or a digital model if precise numeric recognition is of utmost importance.

# 2

### Ratings

A wide choice of voltage/resistance ratings, from 25 V/5 MΩ to 1000 V/2000 MΩ  
Some models have two or three ranges; thus, you need not take more than one instrument to the site.

# 3

### Functionality







Each series includes a model or models with a backlight for working in dark places. Multi-functional models capable of, for example, AC voltage measurement, are also available.

# 4

### Accessories

Optional test probes and probe tips are available for a variety of test environments.

## Selection Guide (Insulation Tester & Earth Tester)

Type	Series/Model	Suffix Code & Backlight	Rating	AC Voltage Measuring range	Display	Additional Function	External View	Page	
Digital insulation testers	4 ranges	MY40 CE *	01 (EL-illuminated)	125V/200MΩ 250V/200MΩ 500V/2000MΩ 1000V/2000MΩ	0-600V	3 1/2-digit LCD	Automatic discharge Conductor resistance measurement Comparator function Memory function		P.3
Analog insulation testers	2 & 3 ranges	2406E CE	31 (N/A)	25V/5MΩ	0-300V	Analog	Automatic discharge Battery check		P.4
			41 (EL-illuminated)	50V/10MΩ 125V/20MΩ					
			32 (N/A)	125V/20MΩ	0-300V				
			42 (EL-illuminated)	250V/50MΩ					
			33 (N/A)	125V/20MΩ	0-600V				
			43 (EL-illuminated)	250V/50MΩ 500V/100MΩ					
			34 (N/A)	250V/50MΩ	0-600V				
			44 (EL-illuminated)	500V/100MΩ 1000V/2000MΩ					
	35 (N/A)	250V/500MΩ	0-600V						
	45 (EL-illuminated)	500V/1000MΩ 1000V/2000MΩ							
	Single range	MY10 CE	01 (afterglow-illuminated)	125V/20MΩ	0-250V	Analog	Automatic discharge Battery check		P.5
			02 (afterglow-illuminated)	250V/50MΩ	0-300V				
			03 (afterglow-illuminated)	500V/100MΩ	0-500V				
04 (afterglow-illuminated)			500V/1000MΩ	0-500V					
05 (afterglow-illuminated)			1000V/2000MΩ	0-500V					
Single range	3213A *	41 (N/A)	100V/20MΩ	0-150V	Analog	Battery check		P.5	
		42 (N/A)	250V/50MΩ	0-250V					
		43 (N/A)	500V/100MΩ	0-300V					
		44 (N/A)	500V/1000MΩ	0-300V					
		45 (N/A)	1000V/2000MΩ	0-300V					
		46 (N/A)	125V/20MΩ	0-250V					
Earth Testers	EY200 CE		0-2000Ω	Earth Voltage 0-200V	3 1/2-digit LCD			P.6	
	323511 *		0-1000Ω	Earth Voltage 0-30V	Analog			P.6	

\* JIS mark has changed from 2008