

THIS DRAWING IS PROPRIETARY TO RAGONE FERRERATED INC. RECEIPT OR POSSESSION CONVEYS NO RIGHT TO USE OR REPRODUCE THIS DRAWING OR ANY PART EXCEPT FOR THOSE SUPPLIERS OF RAGONE FERRERATED INC. WHO RECEIVE A WRITTEN REQUEST FOR MANUFACTURE OR SIMILAR USE.

PRODUCT DESCRIPTION:
 BLANCETT'S 5/8"-18 INTRINSICALLY SAFE MAGNETIC PICK-UP SENSOR IS CERTIFIED BY FACTORY MUTUAL RESEARCH TO MEET REQUIREMENTS OF CLASS I, II, III, DIVISION 1 GROUP ABCDEFG.

MAGNETIZATION:
 1000 GAUSS
TEMPERATURE RANGE:
 -40° F to +250° F
POLE PIECE:
 FLUSH

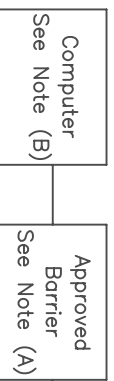
CONNECTOR:
 MS3108-10SL-4S (GOLD PLATED CONTACTS)

CONSTRUCTION:
 303/304 S.S., SOLID EPOXIE ENCAPSULATED

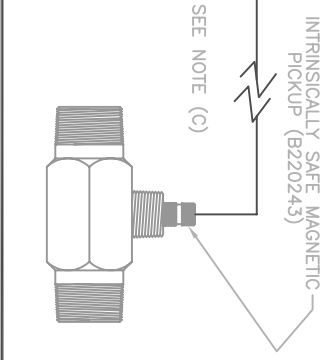
APPLICATION:
 BLANCETT'S MODEL 1100 TURBINE FLOW METERS PER INSTALLATION DRAWING (85005)

CAUTION:
 THIS SENSOR MUST BE INSTALLED WITH AN FMRC ENTITY APPROVED BARRIER, SPECIFICATIONS:
 DC-COIL RESISTANCE/INDUCTANCE AND OUTPUT VOLTAGE:
 TYPE 4: 1200 OHM/700mH, 1.0Vpp

NON-HAZARDOUS LOCATION



HAZARDOUS LOCATION




NOTES:
 A. APPROVED BARRIER MANUFACTURER SAMPLE: MTL-760 OR EQUIVALENT
 B. 20 mV SENSITIVITY WITH A FREQUENCY RANGE: 10 TO 1700 HZ
 C. 10 TO 100 FT. CABLE WITH 90° CONNECTOR (B220-220) 10-100 FT. CABLE WITH STRAIGHT CONNECTOR (B220-221), (CABLE - 2 WIRE, 18 GAUGE TWISTED SHIELDED PAIR)

NON-HAZARDOUS LOCATION



HAZARDOUS LOCATION



NOTES:
 1. Barrier configuration must be FMRC Approved Barrier manufactures installation drawing must be followed when installing the system.
 2. Installation should be in accordance with ANSI/ISA RP12.6: "Installation of Intrinsically Safe Systems for Hazardous (classified) Locations" and the National Electrical Code (ANSI/NFPA 70)
 3. Do not alter without FMRC authorization.

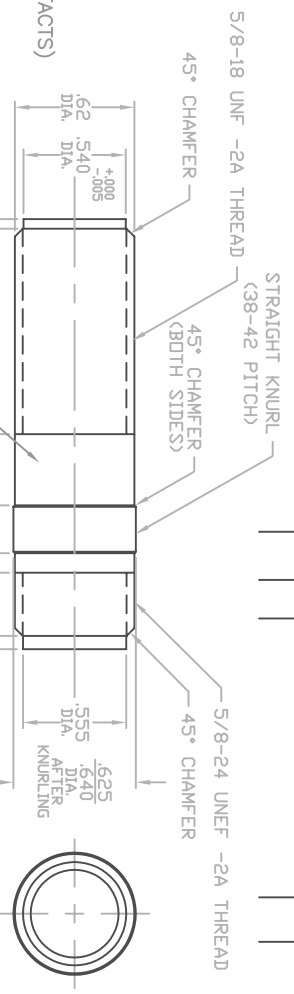
Max. non-hazardous location Voltage is 250V

Max. = 30 Vdc
 I_{max} = 150 mA
 C_i = 0 μF
 L_i = 0 mH max.

Installation Drawing Number:
85005

VIEW OF ETCHING AREA
 AVAILABLE RDM .350 USAGE = .345
 REF. 1.935
 REF. .065
 REF. .40
 REF. .25
 REF. .112
 REF. .350
 REF. .05
 REF. .40
 REF. .52
 REF. .25
 REF. .112

BLANCETT P/N: 220243
 FM
IS
 GR. I, II, III, DIV. 1
 GR. ABCDEF & G
 PER 85005
 0041-01:07 SP



ZONE	LTR	REVISIONS	E.C.O.	DATE	APPROVAL

UNLESS OTHERWISE SPECIFIED DIMENSIONS ARE IN INCHES TOLERANCE ON DECIMALS .005 ANGLES ±1/2°	DRAWN BY: J. NIELSEN	12/12/98
CHECKED BY:	ENGINEER:	
REVISID BY:	SUPERSEDES:	
DATE:	THIS DRAWING WAS DONE ON AUTOCAD AND ANY MANUAL CHANGES DONE TO THIS DRAWING WILL BE TOWNED UNLESS AUTHORIZED.	

NAME: **Blancett**
 100 E. Falk Street So. Suite 196
 Fort Worth, TX U. S. A.
 (817) 920-9998

INTRINSICALLY SAFE
 MAGNETIC PICK-UP: 1100

SIZE: CODE I.D. NO. PART NUMBER: 59380 220243
 SCALE: 2 = 1 CURRENT REV. SHEET: 1 OF 1

PART NUMBER:
220243

3. FINISH TO BE .005/.010
 2. FINISH TO BE .63
 1. REMOVE ALL BURRS AND BREAK SHARP EDGES .005/.010
 NOTES: UNLESS OTHERWISE SPECIFIED

8 7 6 5 4 3 2 1